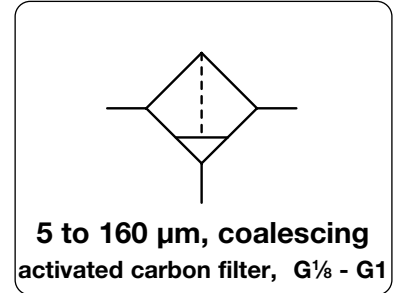


COMPRESSED AIR FILTER MADE OF PLASTIC

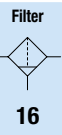
F035 ... F095

Description	Filter of modular design which can be interlocked with all other instruments of the same series without need for double nipples. The flow on standard filters is from outside to inside; on coalescing filters 0.1 µm from inside to outside.	
Filter element	5 µm, 20 µm, 80 µm made of sintered polyethylene, 160 µm made of stainless steel, 0.01 µm coalescing filter made of borosilicate and activated carbon filter	
Filtration efficiency	coalescing filter: 99.99% at 0.01 µm particle size,	residual oil content < 5 mg/m ³
Bowl	plastic version with bayonet catch,	type 042 with connection thread
Drainage	manual drain in conjunction with semiautomatic drain, optionally automatic drain, no drain for water	
Operating pressure	max. 7 bar at series 035, max. 16 bar at series 042, max. 12.5 bar at series 050 to 095	
Temperature range	0 °C to 50 °C / 32 °F to 122 °F	
Material	Body: nylon, POM at types 035 and 042 Bowl: polyamide	Elastomer: NBR/Buna-N Inner valve: brass

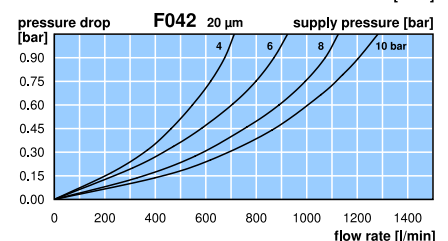
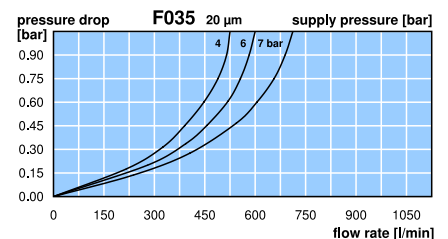
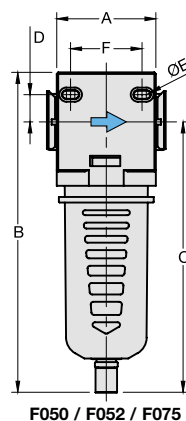
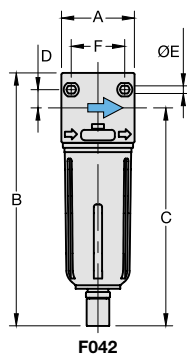
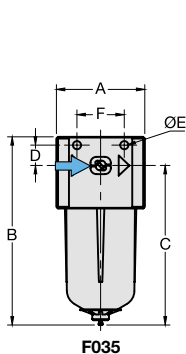
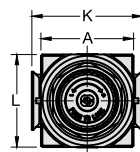


Dimensions			Bowl	Flow	P ₁	Filter	Connection	Order
A	B	C	Design	Capacity	rate	max.	element	thread
mm	mm	mm		l	m ³ /h*1	l/min*1	µm	G

Compressed air filter				manual drain with semiautomatic drain, 99.99% at 0.01 µm		F0				
38	79	67	plastic	0.008	45	750	7	20	G ¹ / ₈	F035-01H
			plastic		40	670		5		F035-01G
			for water w/o drain		50	830		80		F035-01J
			coalescing		7	115		0.01		F035-01C
42	146	126	plastic	0.02	75	1250	16	20	G ¹ / ₄	F042-02H
			plastic		63	1050		5		F042-02G
			for water w/o drain		79	1320		80		F042-02J
			for water w/o drain		87	1450		160		F042-02K
			coalescing		11	180		0.01		F042-02C
			plastic		87	1450		activated carbon		F042-02A
52	174	148	bowl guard	0.04	150	2500	12.5	20	G ³ / ₈	F050-03H
					126	2100		5		F050-03G
					16	500		0.01		F050-03C
					150	2500		activated carbon		F050-03A



Series	D	ØE	F	K	L
F035	8.5	3.5	20	-	36
F042	10.5	4.5	31	-	42
F050	16.0	5.5	41	63	52



*1 at 10 bar operating pressure and 1 bar pressure drop, for F035 and filter element 00.1 µm only 7 bar operating pressure

Extensions: see chapter for FRL service units
Spare parts: see separate spare parts list

PDF CAD
www.aircom.net

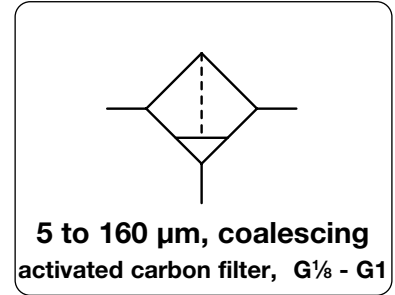


Order example:
F035-01H

COMPRESSED AIR FILTER MADE OF PLASTIC

F035 ... F095

Description	Filter of modular design which can be interlocked with all other instruments of the same series without need for double nipples. The flow on standard filters is from outside to inside; on coalescing filters 0.1 µm from inside to outside.	
Filter element	5 µm, 20 µm, 80 µm made of sintered polyethylene, 160 µm made of stainless steel, 0.01 µm coalescing filter made of borosilicate and activated carbon filter	
Filtration efficiency	coalescing filter: 99.99% at 0.01 µm particle size,	residual oil content < 5 mg/m³
Bowl	plastic version with bayonet catch,	type 042 with connection thread
Drainage	manual drain in conjunction with semiautomatic drain, optionally automatic drain, no drain for water	
Operating pressure	max. 7 bar at series 035, max. 16 bar at series 042, max. 12.5 bar at series 050 to 095	
Temperature range	0 °C to 50 °C / 32 °F to 122 °F	
Material	Body: nylon, POM at types 035 and 042 Bowl: polyamide	Elastomer: NBR/Buna-N Inner valve: brass



Dimensions			Bowl	Flow	P ₁	Filter	Connection	Order
A	B	C	Design	Capacity	rate	max.	element	thread
mm	mm	mm		l	m³/h*1	l/min*1	µm	G

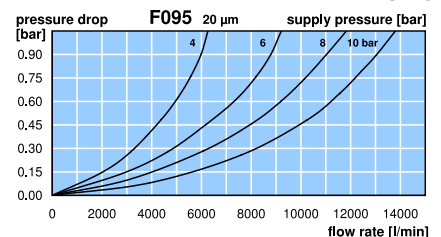
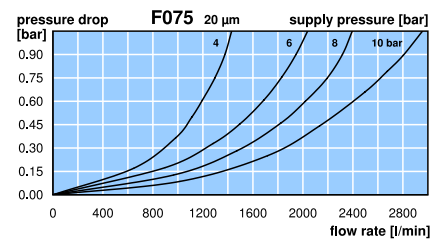
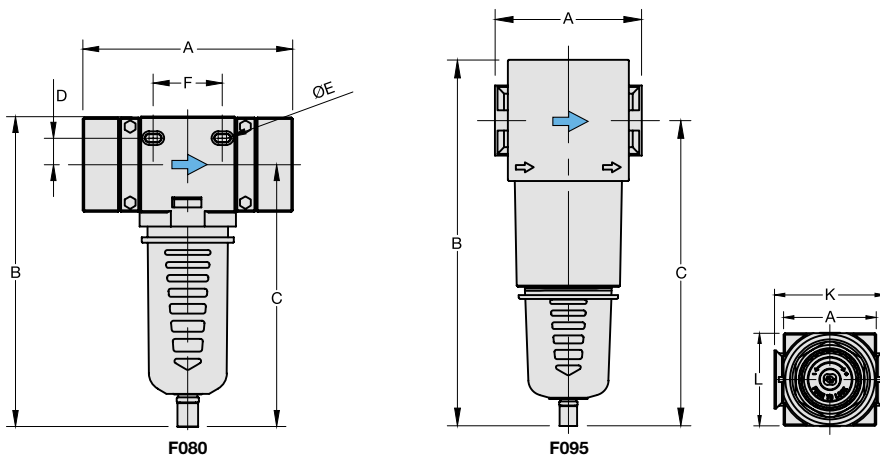
Compressed air filter			manual drain with semiautomatic drain, 99.99% at 0.01 µm				F0				
52	174	148	bowl guard	0.04	156	2600	12.5	20	G ¹ / ₂	F052-04H	
					132	2200		5		F052-04G	
					17	500		0.01		F052-04C	
					156	2600		activated carbon		F052-04A	
63	204	173	bowl guard	0.10	186	3100	12.5	20	G ¹ / ₂	F075-04H	
					165	2750		5		F075-04G	
					18	800		0.01		F075-04C	
					186	3100		activated carbon		F075-04A	
137	204	173	bowl guard	0.10	192	3200	12.5	20	G ³ / ₄	F080-06H	
						168	2800		5		F080-06G
						18	800		0.01		F080-06C
95	284	237	bowl guard	0.20	828	13800	12.5	20	G ¹	F095-08H	
						750	12500		5		F095-08G



Special options, add the appropriate letter
 automatic drain C400200130 for F042 to F095 F0. . - 0 . . R

Accessories, enclosed
 mounting bracket set made of steel for F095 **BW00-02**

Series	D	Ø E	F	K	L
F052	16.0	5.5	41	63	52
F075	17.5	5.5	45	75	63
F080	17.5	5.5	45	-	63
F095	-	-	-	115	95



*1 at 10 bar operating pressure and 1 bar pressure drop, for F035 and filter element 00.1 µm only 7 bar operating pressure

Extensions: see chapter for FRL service units
Spare parts: see separate spare parts list

PDF CAD
www.aircom.net

Order example:
F052-04H